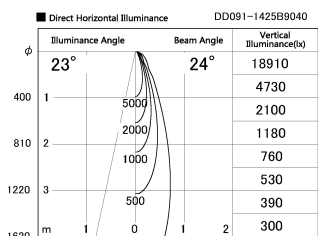
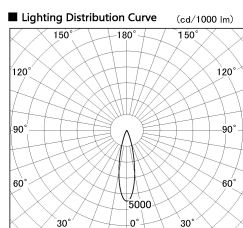
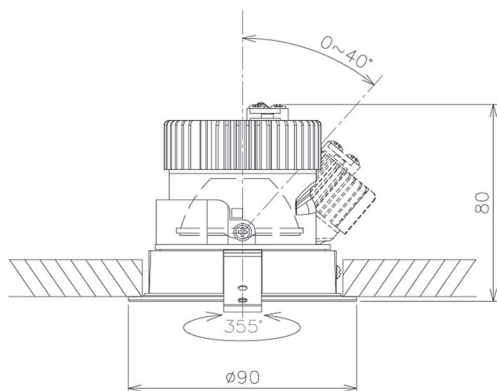


Item no. DD091-1425B9040

Series Name: Φ 80 Series Lens Type



Installation	Recessed mount
Type	Φ 80 Series Lens Type
Fixture wattage	14.2W
Beam angle	25 deg
Color Temp.	4000K
CRI	Ra>90
Luminous	1055 lm
Body	Die-cast aluminum alloy
Body finish	N/A
Trim finish	Black
Reflector finish	N/A
IP Rate	IP20
Light source	COB module
Input Voltage	AC220~240V
Dimming Type	Non-Dimmable
Certificate	CE, CCC
Cut Hole	80mm



Height (Weight)	
36.0W	138 (0.7kg)
28.5W	138 (0.7kg)
21.0W	98 (0.6kg)
14.2W	98 (0.6kg)
7.4W	78 (0.6kg)
5.0W	78 (0.4kg)

