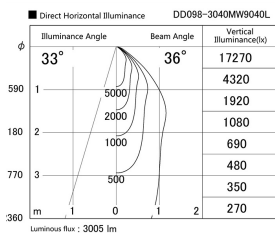
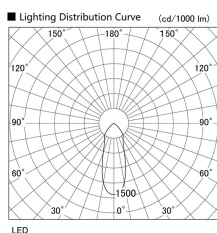
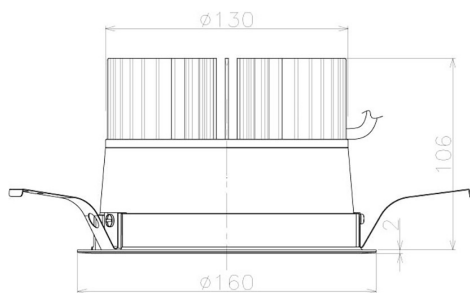


Item no. DD098-3040MW9040L

Series Name:  $\Phi$ 150 Spark (Swallow Cone)



|                  |                                 |
|------------------|---------------------------------|
| Installation     | Recessed mount                  |
| Type             | $\Phi$ 150 Spark (Swallow Cone) |
| Fixture wattage  | 30.3W                           |
| Beam angle       | 33 deg                          |
| Color Temp.      | 4000K                           |
| CRI              | Ra>90                           |
| Luminous         | 3003 lm                         |
| Body             | Die-cast aluminum alloy         |
| Body finish      | N/A                             |
| Trim finish      | White                           |
| Reflector finish | Mirror                          |
| IP Rate          | IP20                            |
| Light source     | COB module                      |
| Input Voltage    | AC220~240V                      |
| Dimming Type     | Non-Dimmable                    |
| Certificate      | CE, CCC                         |
| Cut Hole         | 150mm                           |



| Height (Weight) |             |
|-----------------|-------------|
| 65.3W           | 127 (1.4kg) |
| 48.5W           | 127 (1.4kg) |
| 44.3W           | 108 (1.2kg) |
| 33.8W           | 108 (1.2kg) |
| 30.3W           | 108 (1.2kg) |
| 23.0W           | 78 (0.9kg)  |

