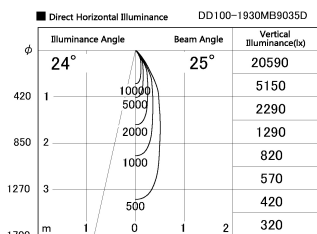
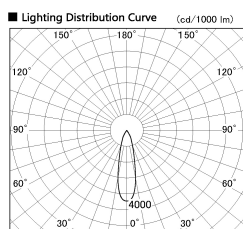



Item no. DD100-1930MB9035D

Series Name:  $\Phi$ 100 Spark (Deep Cone)



Installation	Recessed mount
Type	$\Phi$ 100 Spark (Deep Cone)
Fixture wattage	18.6W
Beam angle	25 deg
Color Temp.	3500K
CRI	Ra>90
Luminous	1438 lm
Body	Dia-cast aluminum
Body finish	N/A
Trim finish	Black
Reflector finish	Mirror
IP Rate	IP20
Light source	COB module
Input Voltage	AC220~240V
Dimming Type	Non-Dimmable
Certificate	CE, CCC
Cut Hole	100mm

