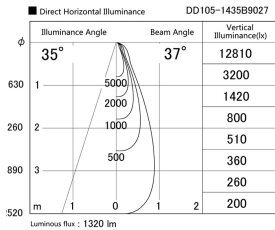
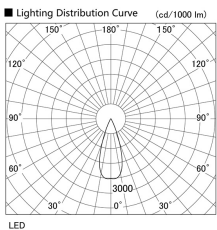
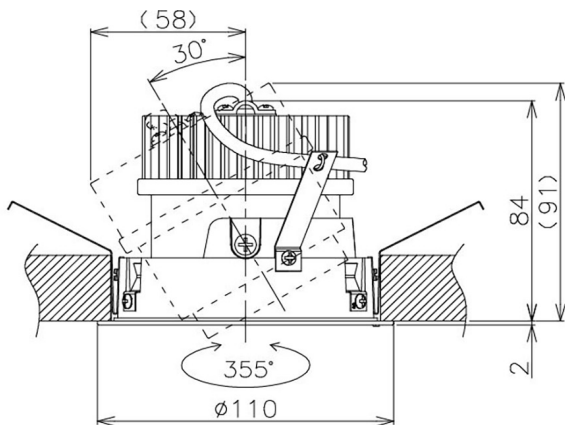


Item no. DD105-1435B9027

Series Name: Φ 100 Lens type Adjustable downlight



Installation	Recessed mount
Type	Φ 100 Lens type Adjustable downlight
Fixture wattage	14W
Beam angle	37 deg
Color Temp.	2700K
CRI	Ra>90
Luminous	1319 lm
Body	Die-cast aluminum alloy
Body finish	N/A
Trim finish	Black
Reflector finish	N/A
IP Rate	IP20
Light source	COB module
Input Voltage	AC220~240V
Dimming Type	Non-Dimmable
Certificate	CE, CCC
Cut Hole	100mm



Height (Weight)	
31.8W	127 (0.9kg)
24.3W	127 (0.9kg)
21.0W	92 (0.8kg)
14.0W	92 (0.8kg)

