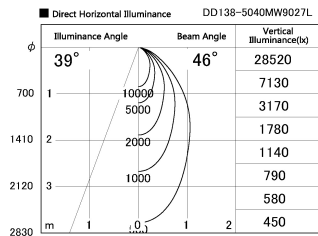
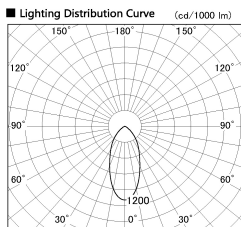
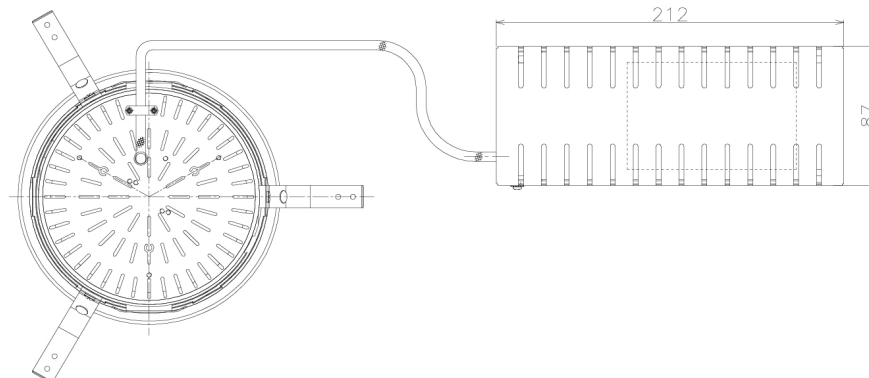
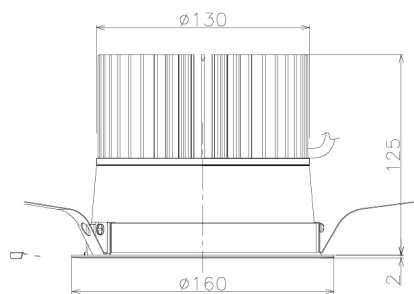


Item no. DD138-5040MW9027L

Series Name: Φ 150 Spark (Swallow Cone) (DD138L)



Installation	Recessed mount
Type	Φ 150 Spark (Swallow Cone) (DD138L)
Fixture wattage	48.5W
Beam angle	46deg
Color Temp.	2700K
CRI	Ra>90
Luminous	6376 lm
Body	Die-cast aluminum alloy
Body finish	N/A
Trim finish	White
Reflector finish	Mirror
IP Rate	IP20
Light source	COB module
Input Voltage	AC220~240V
Dimming Type	Non-Dimmable
Certificate	CE,CCC
Cut Hole	150



Height (Weight)	
48.5W	125 (1.4kg)
41.0W	106 (1.2kg)
28.0W	106 (1.2kg)
23.0W	76 (0.9kg)
20.0W	76 (0.9kg)