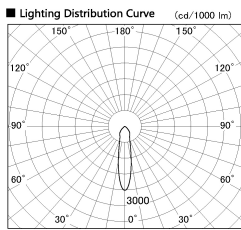


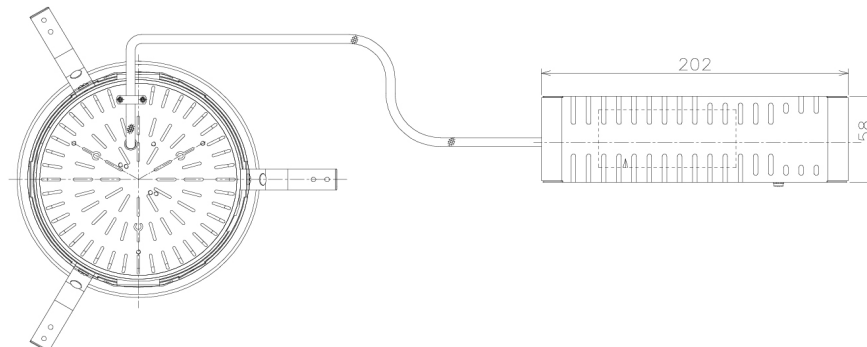
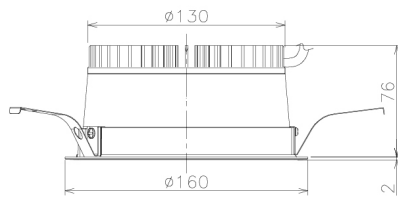
Item no. DD138-2020MW9035L

Series Name: Φ 150 Spark (Swallow Cone) (DD138L)



■ Direct Horizontal Illuminance DD138-2020MW9035L

Beam Angle	Vertical Illuminance (lx)
21°	21320
1	5330
10000	2370
5000	1330
2	850
2000	590
3	440
1000	330
500	
1480 m	



Installation	Recessed mount
Type	Φ 150 Spark (Swallow Cone) (DD138L)
Fixture wattage	20W
Beam angle	22deg
Color Temp.	3500K
CRI	Ra>90
Luminous	2193 lm
Body	Die-cast aluminum alloy
Body finish	N/A
Trim finish	White
Reflector finish	Mirror
IP Rate	IP20
Light source	COB module
Input Voltage	AC220~240V
Dimming Type	Non-Dimmable
Certificate	CE,CCC
Cut Hole	150

Height (Weight)	
48.5W	125 (1.4kg)
41.0W	106 (1.2kg)
28.0W	106 (1.2kg)
23.0W	76 (0.9kg)
20.0W	76 (0.9kg)