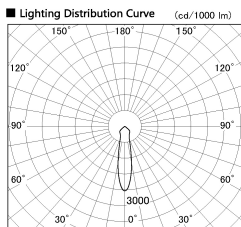


Item no. DD138-5020MW9040L

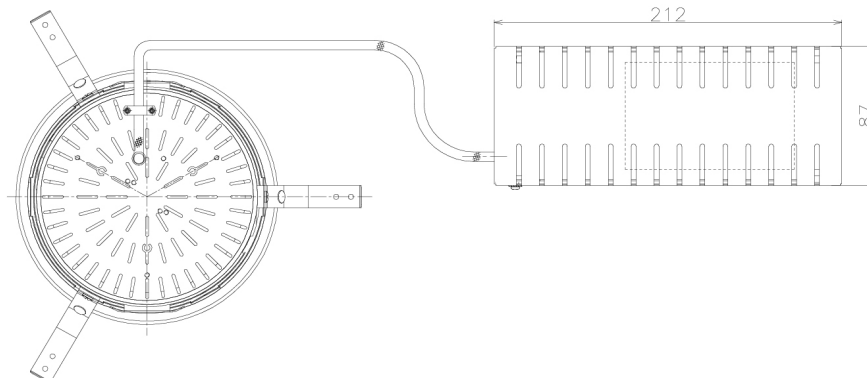
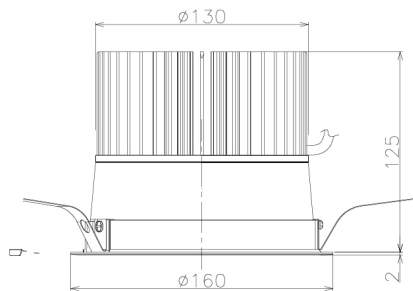
Series Name: Φ 150 Spark (Swallow Cone) (DD138L)



■ Direct Horizontal Illuminance DD138-5020MW9040L

Beam Angle	Vertical Illuminance (lx)
21°	69980
22°	17500
23°	7780
24°	4370
25°	2800
26°	1940
27°	1430
28°	1090

Installation	Recessed mount
Type	Φ 150 Spark (Swallow Cone) (DD138L)
Fixture wattage	48.5W
Beam angle	22deg
Color Temp.	4000K
CRI	Ra>90
Luminous	7136 lm
Body	Die-cast aluminum alloy
Body finish	N/A
Trim finish	White
Reflector finish	Mirror
IP Rate	IP20
Light source	COB module
Input Voltage	AC220~240V
Dimming Type	Non-Dimmable
Certificate	CE,CCC
Cut Hole	150



Height (Weight)	
48.5W	125 (1.4kg)
41.0W	106 (1.2kg)
28.0W	106 (1.2kg)
23.0W	76 (0.9kg)
20.0W	76 (0.9kg)