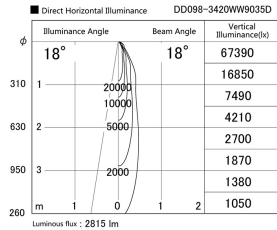
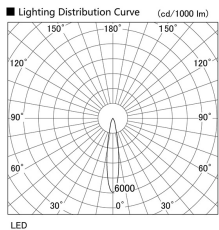


Item no. DD098-3420WW9035D

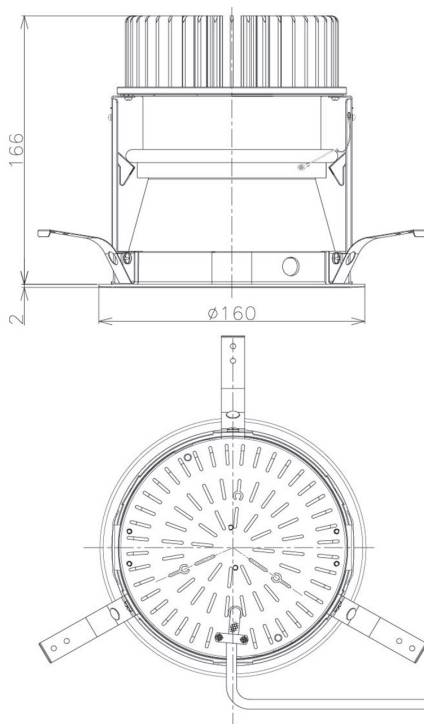
Series Name:  $\Phi$ 150 Spark (Deep Cone)



Dark Mirror Reflector



Installation	Recessed mount
Type	
Fixture wattage	33.8W
Beam angle	18 deg
Color Temp.	3500K
CRI	Ra>90
Luminous	2814 lm
Body	Die-cast aluminum alloy
Body finish	N/A
Trim finish	White
Reflector finish	Dark Mirror
IP Rate	IP20
Light source	COB module
Input Voltage	AC220~240V
Dimming Type	Non-Dimmable
Certificate	CE, CCC
Cut Hole	150mm



Height (Weight)	Spot / Medium / Medium flood	Wide flood
65.3W	177 (1.4kg)	
48.5W	177 (1.5kg)	
44.3W	157 (1.2kg)	
33.8W	168 (1.1kg)	157 (1.1kg)
30.3W	168 (1.1kg)	157 (1.1kg)
23.0W	138 (0.9kg)	127 (0.9kg)