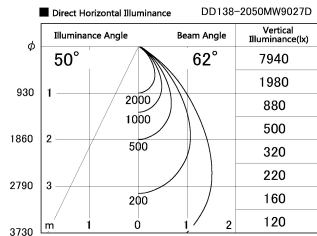
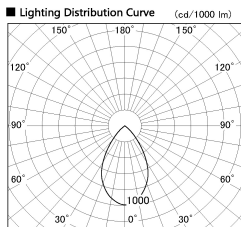
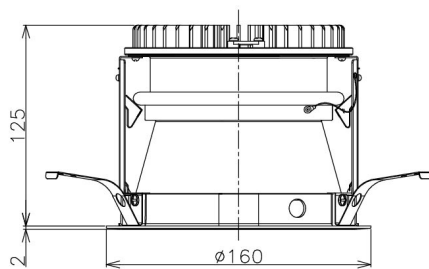


Item no. DD138-2050MW9027D

Series Name: Φ 150 Spark (Deep Cone)
(DD138D)



| | |
|------------------|--|
| Installation | Recessed Mount |
| Type | Φ 150 Spark (Deep Cone) (DD138D) |
| Fixture wattage | 20W |
| Beam angle | 62 deg |
| Color Temp. | 2700K |
| CRI | Ra>90 |
| Luminous | 1995 lm |
| Body | Die-cast aluminum alloy |
| Body finish | White |
| Trim finish | White |
| Reflector finish | Mirror |
| IP Rate | IP20 |
| Light source | COB module |
| Input Voltage | AC220~240V |
| Dimming Type | Non-Dimmable |
| Certificate | CE,CCC |
| Cut Hole | 150 |



| Height (Weight) | Spot / Medium / Medium flood | Wide flood |
|-----------------|------------------------------|-------------|
| 48.5W | 175 (1.4kg) | |
| 41.0W | 155 (1.1kg) | |
| 28.0W | 166 (1.1kg) | 155 (1.1kg) |
| 23.0W | 136 (0.9kg) | 125 (0.9kg) |
| 20.0W | 136 (0.9kg) | 125 (0.9kg) |

