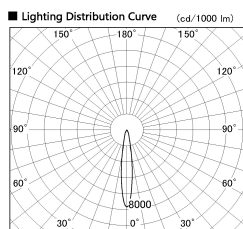



Item no. DD138-2515MW9030D

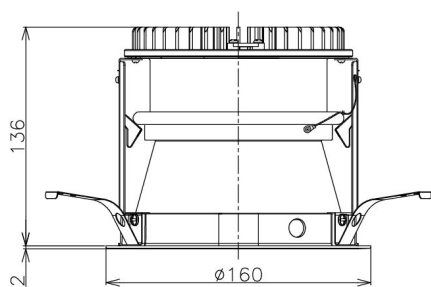
Series Name:  $\Phi$ 150 Spark (Deep Cone)  
(DD138D)



■ Direct Horizontal Illuminance DD138-2515MW9030D

Illuminance Angle	Beam Angle	Vertical Illuminance (lx)
15°	15°	85400
		21350
		9490
		5340
		3420
		2370
		1740
		1330

Installation	Recessed Mount
Type	$\Phi$ 150 Spark (Deep Cone) (DD138D)
Fixture wattage	23W
Beam angle	15 deg
Color Temp.	3000K
CRI	Ra>90
Luminous	2747 lm
Body	Die-cast aluminum alloy
Body finish	White
Trim finish	White
Reflector finish	Mirror
IP Rate	IP20
Light source	COB module
Input Voltage	AC220~240V
Dimming Type	Non-Dimmable
Certificate	CE,CCC
Cut Hole	150



Height (Weight)	Spot / Medium / Medium flood	Wide flood
48.5W	175 (1.4kg)	
41.0W	155 (1.1kg)	
28.0W	166 (1.1kg)	155 (1.1kg)
23.0W	136 (0.9kg)	125 (0.9kg)
20.0W	136 (0.9kg)	125 (0.9kg)

