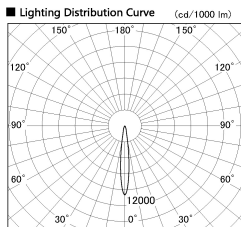



Item no. DD138-2015MB9027D

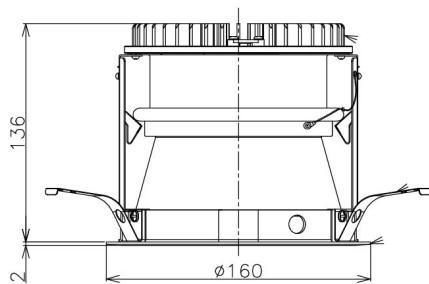
Series Name:  $\Phi$ 150 Spark (Deep Cone)  
(DD138D)



■ Direct Horizontal Illuminance DD138-2015MB9027D

φ	Illuminance Angle	Beam Angle	Vertical Illuminance (lx)
210	12°	13°	85550
210			21390
420			9510
420			5350
630			3420
630			2380
840			1750
840			1340

Installation	Recessed Mount
Type	
Fixture wattage	20W
Beam angle	13 deg
Color Temp.	2700K
CRI	Ra>90
Luminous	2046 lm
Body	Die-cast aluminum alloy
Body finish	Black
Trim finish	Black
Reflector finish	Mirror
IP Rate	IP20
Light source	COB module
Input Voltage	AC220~240V
Dimming Type	Non-Dimmable
Certificate	CE,CCC
Cut Hole	150



Height (Weight)	Spot / Medium / Medium flood	Wide flood
46.5W	175 (1.4kg)	
41.0W	155 (1.1kg)	
28.0W	166 (1.1kg)	155 (1.1kg)
23.0W	136 (0.9kg)	125 (0.9kg)
20.0W	136 (0.9kg)	125 (0.9kg)

