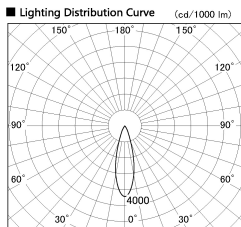


Item no. DD138-2830MB9035D

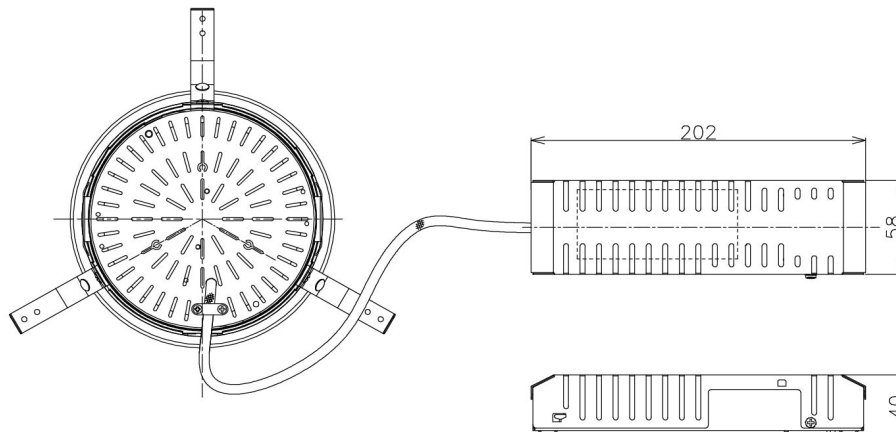
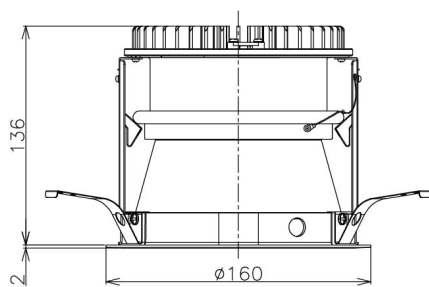
Series Name:  $\Phi$ 150 Spark (Deep Cone)  
(DD138D)



■ Direct Horizontal Illuminance DD138-2830MB9035D

Illuminance Angle	Beam Angle	Vertical Illuminance (lx)
26°	28°	45060
		11260
		5010
		2820
		1800
		1250
28°	28°	920
		700
		700

Installation	Recessed Mount
Type	$\Phi$ 150 Spark (Deep Cone) (DD138D)
Fixture wattage	28W
Beam angle	28 deg
Color Temp.	3500K
CRI	Ra>90
Luminous	3157 lm
Body	Die-cast aluminum alloy
Body finish	Black
Trim finish	Black
Reflector finish	Mirror
IP Rate	IP20
Light source	COB module
Input Voltage	AC220~240V
Dimming Type	Non-Dimmable
Certificate	CE,CCC
Cut Hole	150



Height (Weight)	Spot / Medium / Medium flood	Wide flood
48.5W	175 (1.4kg)	
41.0W	155 (1.1kg)	
28.0W	166 (1.1kg)	155 (1.1kg)
23.0W	136 (0.9kg)	125 (0.9kg)
20.0W	136 (0.9kg)	125 (0.9kg)