
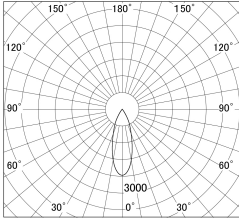


Item no. DD140-1030MW9040D

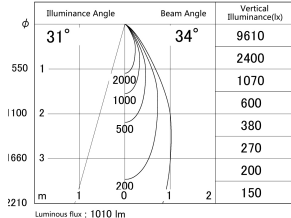
Series Name: cledy spark (deep cone)
(DD140-D)



■ Lighting Distribution Curve (cd/1000 lm)



■ Direct Horizontal Illuminance DD140-1030MW9040D



Luminous flux: 1010 lm

| | |
|------------------|--------------------------------------|
| Installation | Recessed mount |
| Type | cledy spark (deep cone) (DD140-D) |
| Fixture wattage | 10.5W |
| Beam angle | 34 |
| Color Temp. | 4000K |
| CRI | Ra>90 |
| Luminous | 1011 lm |
| Body | Die-cast aluminum alloy |
| Body finish | N/A |
| Trim finish | White |
| Reflector finish | Mirror |
| IP Rate | IP20 |
| Light source | COB module |
| Input Voltage | AC220~240V |
| Dimming Type | Non-Dimmable |
| Certificate | CE,CCC |
| Cut Hole | 100mm |

