


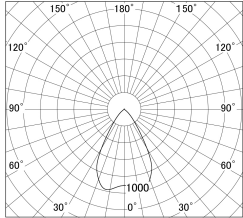
Item no. DD140-1550DW9027D

Series Name: cledy spark (deep cone)
(DD140-D)

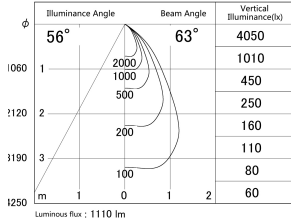


With Dark Mirror Reflector

■ Lighting Distribution Curve (cd/1000 lm)



■ Direct Horizontal Illuminance DD140-1550DW9027D



Installation	Recessed mount
Type	cledy spark (deep cone) (DD140-D)
Fixture wattage	14W
Beam angle	63
Color Temp.	2700K
CRI	Ra>90
Luminous	1112 lm
Body	Die-cast aluminum alloy
Body finish	N/A
Trim finish	White
Reflector finish	Dark Mirror
IP Rate	IP20
Light source	COB module
Input Voltage	AC220~240V
Dimming Type	Non-Dimmable
Certificate	CE,CCC
Cut Hole	100mm

