


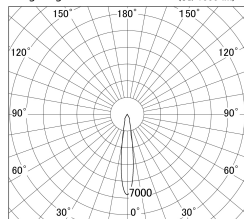
Item no. DD140-2015DW9035D

Series Name: cledy spark (deep cone)
(DD140-D)

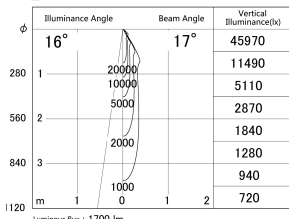


With Dark Mirror Reflector

■ Lighting Distribution Curve (cd/1000 lm)



■ Direct Horizontal Illuminance DD140-2015DW9035D



| | |
|------------------|--------------------------------------|
| Installation | Recessed mount |
| Type | cledy spark (deep cone) (DD140-D) |
| Fixture wattage | 21W |
| Beam angle | 17 |
| Color Temp. | 3500K |
| CRI | Ra>90 |
| Luminous | 1700 lm |
| Body | Die-castaluminumalloy |
| Body finish | N/A |
| Trim finish | White |
| Reflector finish | Dark Mirror |
| IP Rate | IP20 |
| Light source | COB module |
| Input Voltage | AC220~240V |
| Dimming Type | Non-Dimmable |
| Certificate | CE,CCC |
| Cut Hole | 100mm |

