


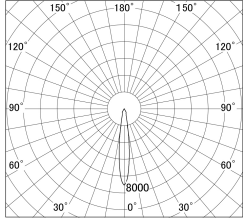
Item no. DD139-1515WB9035D

Series Name: cledy spark (Normal Cone)
Fixed downlight Φ 125 (DD139_D)

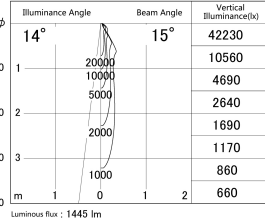


White Reflector

■ Lighting Distribution Curve (cd/1000 lm)



■ Direct Horizontal Illuminance DD139-1515WB9035D



Installation	Recessed mount
Type	cledy spark (Normal Cone) Fixed downlight Φ 125 (DD139_D)
Fixture wattage	14W
Beam angle	15
Color Temp.	3500K
CRI	Ra>90
Luminous	1447 lm
Body	Die-castaluminumalloy
Body finish	N/A
Trim finish	Black
Reflector finish	White
IP Rate	IP20
Light source	COB module
Input Voltage	AC220~240V
Dimming Type	Non-Dimmable
Certificate	CE,CCC
Cut Hole	125mm

