
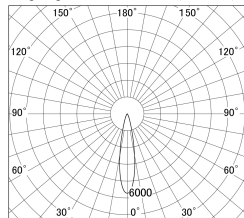


Item no. DD161-1020MW9035-FX-TL

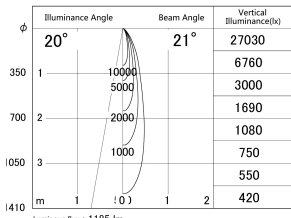
Series Name: AMMA Φ80 series Lens type Fixed Antiglare (DD161-AG-FX)



■ Lighting Distribution Curve (cd/1000 lm)



■ Direct Horizontal Illuminance (DD161-1020MW9035-FX-TL)



|                  |   |
|------------------|---|
| Installation     | Recessed mount  |
| Type             | AMMA Φ80 series Lens type Fixed Antiglare (DD161-AG-FX) |
| Fixture wattage  | 10.5W   |
| Beam angle       | 21  |
| Color Temp.      | 3500K   |
| CRI              | Ra>90   |
| Luminous         | 1187 lm   |
| Body             | Die-cast aluminum alloy                                 |
| Body finish      | N/A   |
| Trim finish      | White   |
| Reflector finish | Mirror  |
| IP Rate          | IP20  |
| Light source     | COB module  |
| Input Voltage    | AC220~240V  |
| Dimming Type     | Non-Dimmable  |
| Certificate      | CE,CCC  |
| Cut Hole         | 80mm  |

