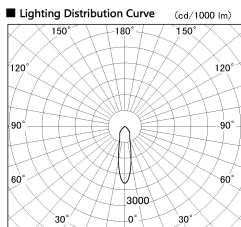



Item no. DD138-2520MB9030L

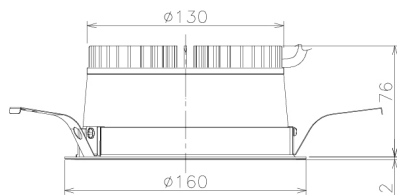
Series Name: Cledy spark (Shallow cone)
(DD138L)



■ Direct Horizontal Illuminance DD138-2520MB9030L

φ	Illuminance Angle	Beam Angle	Vertical Illuminance (lx)
380	22°	24°	25670
770	10000		6420
	5000		2850
1160	2000		1600
1550	1000		1030
			710
			520
			400

Installation	Recessed mount	
Type	High-efficiency	Fixed
	downlight Φ150	
Fixture wattage	23W	
Beam angle	24deg	
Color Temp.	3000K	
CRI	Ra>90	
Luminous	2971 lm	
Body	Die-castaluminumalloy	
Body finish	N/A	
Trim finish	Black	
Reflector finish	Mirror	
IP Rate	IP20	
Light source	COB module	
Input Voltage	AC220~240V	
Dimming Type	Non-Dimmable	
Certificate	CE,CCC	
Cut Hole	150	



Height (Weight)	
48.5W	125 (1.4kg)
41.0W	106 (1.2kg)
28.0W	106 (1.2kg)
23.0W	76 (0.9kg)
20.0W	76 (0.9kg)

