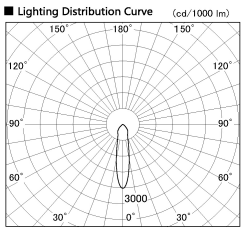


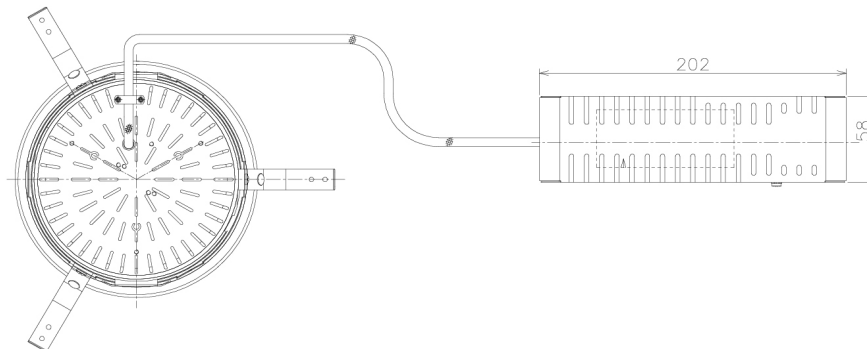
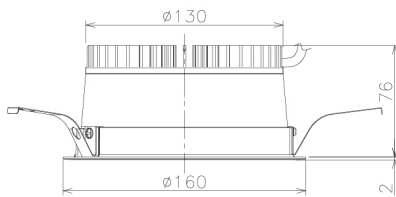
Item no. DD138-2020MB9035L

Series Name: Cledy spark (Shallow cone)
(DD138L)



■ Direct Horizontal Illuminance DD138-2020MB9035L

φ	Illuminance Angle	Beam Angle	Vertical Illuminance (lx)
370	21°	22°	21320
740	10000		5330
	5000		2370
1110	2000		1330
	1000		850
1480	500		590
			440
			330



Installation	Recessed mount	
Type	High-efficiency	Fixed
	downlight Φ150	
Fixture wattage	20W	
Beam angle	22deg	
Color Temp.	3500K	
CRI	Ra>90	
Luminous	2193 lm	
Body	Die-cast aluminum alloy	
Body finish	N/A	
Trim finish	Black	
Reflector finish	Mirror	
IP Rate	IP20	
Light source	COB module	
Input Voltage	AC220~240V	
Dimming Type	Non-Dimmable	
Certificate	CE,CCC	
Cut Hole	150	

Height (Weight)	
48.5W	125 (1.4kg)
41.0W	106 (1.2kg)
28.0W	106 (1.2kg)
23.0W	76 (0.9kg)
20.0W	76 (0.9kg)