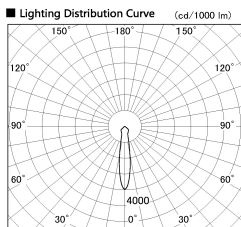



Item no. DD138-4520MB9040L

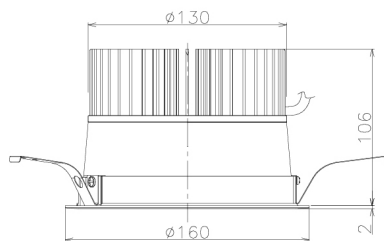
Series Name: Cledy spark (Shallow cone)
(DD138L)



■ Direct Horizontal Illuminance DD138-4520MB9040L

φ	Illuminance Angle	Beam Angle	Vertical Illuminance (lx)		
310	18°	18°	67930		
1			16980		
630			7550		
2			4250		
950			2720		
3			1890		
1260			1390		
m	1	0	1	2	1060

Installation	Recessed mount	
Type	High-efficiency	Fixed
	downlight Φ150	
Fixture wattage	41W	
Beam angle	18deg	
Color Temp.	4000K	
CRI	Ra>90	
Luminous	5329 lm	
Body	Die-cast aluminum alloy	
Body finish	N/A	
Trim finish	Black	
Reflector finish	Mirror	
IP Rate	IP20	
Light source	COB module	
Input Voltage	AC220~240V	
Dimming Type	Non-Dimmable	
Certificate	CE,CCC	
Cut Hole	150	



Height (Weight)	
48.5W	125 (1.4kg)
41.0W	106 (1.2kg)
28.0W	106 (1.2kg)
23.0W	76 (0.9kg)
20.0W	76 (0.9kg)

