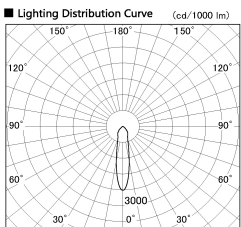


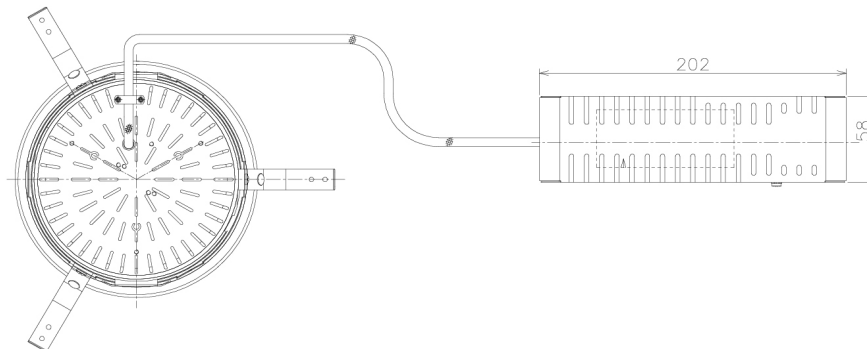
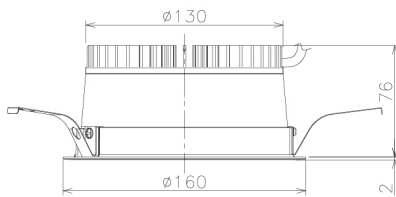
Item no. DD138-2020MB9040L

Series Name: Cledy spark (Shallow cone)  
(DD138L)



■ Direct Horizontal Illuminance DD138-2020MB9040L

φ	Illuminance Angle	Beam Angle	Vertical Illuminance (lx)
370	21°	22°	21620
740	10000		5400
	5000		2400
1110	2000		1350
	1000		860
1480	500		600
			440
			340



Installation	Recessed mount	
Type	High-efficiency	Fixed
	downlight Φ150	
Fixture wattage	20W	
Beam angle	22deg	
Color Temp.	4000K	
CRI	Ra>90	
Luminous	2224 lm	
Body	Die-cast aluminum alloy	
Body finish	N/A	
Trim finish	Black	
Reflector finish	Mirror	
IP Rate	IP20	
Light source	COB module	
Input Voltage	AC220~240V	
Dimming Type	Non-Dimmable	
Certificate	CE,CCC	
Cut Hole	150	

Height (Weight)	
48.5W	125 (1.4kg)
41.0W	106 (1.2kg)
28.0W	106 (1.2kg)
23.0W	76 (0.9kg)
20.0W	76 (0.9kg)