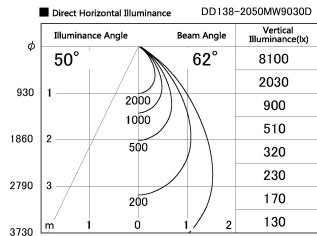
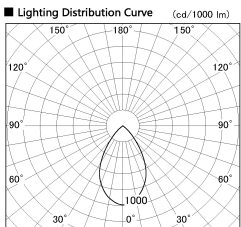
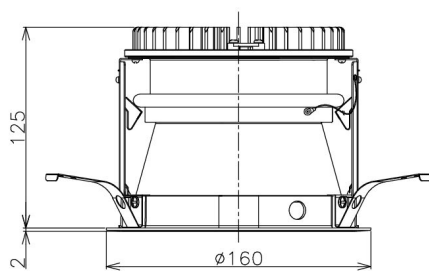


Item no. DD138-2050MW9030D

Series Name: Cledy spark (Deep cone)
(DD138D)



Installation	Recessed Mount	
Type	High-efficiency downlight Φ 150	Fixed
Fixture wattage	20W	
Beam angle	62 deg	
Color Temp.	3000K	
CRI	Ra>90	
Luminous	2036 lm	
Body	Die-cast aluminum alloy	
Body finish	White	
Trim finish	White	
Reflector finish	Mirror	
IP Rate	IP20	
Light source	COB module	
Input Voltage	AC220~240V	
Dimming Type	Non-Dimmable	
Certificate	CE,CCC	
Cut Hole	150	



Height (Weight)	Spot / Medium / Medium flood	Wide flood
48.5W	175 (1.4kg)	
41.0W	155 (1.1kg)	
28.0W	166 (1.1kg)	155 (1.1kg)
23.0W	136 (0.9kg)	125 (0.9kg)
20.0W	136 (0.9kg)	125 (0.9kg)

