


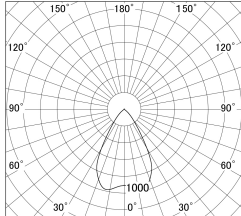
Item no. DD140-2050DB9035D

Series Name: Cledy spark (Deep cone)  
(DD140-D)

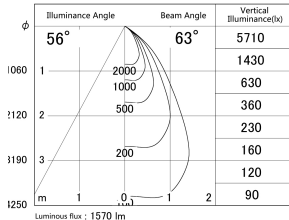


With Dark Mirror Reflector

■ Lighting Distribution Curve (cd/1000 lm)



■ Direct Horizontal Illuminance DD140-2050DB9035D



Installation	Recessed mount
Type	Fixed downlight $\Phi$ 100
Fixture wattage	21W
Beam angle	63
Color Temp.	3500K
CRI	Ra>90
Luminous	1568 lm
Body	Die-cast aluminum alloy
Body finish	N/A
Trim finish	Black
Reflector finish	Dark Mirror
IP Rate	IP20
Light source	COB module
Input Voltage	AC220~240V
Dimming Type	Non-Dimmable
Certificate	CE,CCC
Cut Hole	100mm

